


Instructions

Automatic Iris Lens
WV-LA2R8C3B/WV-LA4R5C3B/WV-LA9C3B

Panasonic®

Before attempting to connect or operate this product, please read these instructions completely.



N0597-0 YWV8QA4687AN Printed in Japan
© 19

Cautions:

- This lens is not useful with some of the color CCTV camera.
Please contact your sales company for details.
- If the lens is very dirty, wipe it with a soft and dry cloth or a cloth moistened with a solution of water and normal kitchen detergent.
Do not use chemicals for cleaning the cover as it may damage the surface.
- Always turn the Flange-back Adjusting Ring clockwise by loosening the screws on the ring before mounting the lens. Otherwise the inner glass and CCD image sensor could be damaged by the lens.

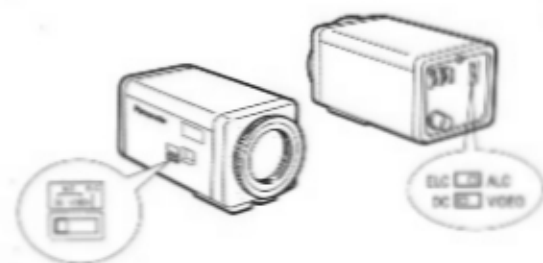
3. Connect the lens cable to the Auto Iris Lens Connector on the side of the camera.
4. Loosen screws on the Flange-back Adjusting Ring of the camera, then turn this ring to bring the object into focus.



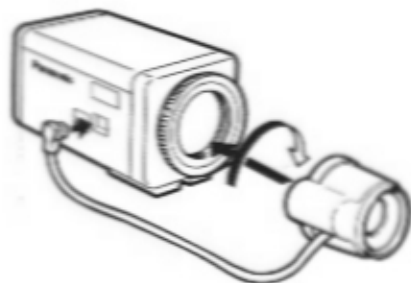
Focus adjustment for CS-mount lens
Screws
Flange-back Adjusting Ring

Installations

1. Set the ALC selector on the camera to the DC position.



2. Mount the lens by turning it clockwise on the lens mount of the camera.



Caution:

- Do not turn this ring excessively counterclockwise as this could damage the inner glass and CCD image sensor.
5. Tighten the screws on the Flange-back Adjusting Ring carefully.

Specifications

Specifications		Models	WV-LA2R8C3B (Wide Angle)	WV-LA4R5C3B (Wide Angle)	WV-LA9C3B (Standard)
Image Size		Ø6 mm [4.8 (H) x 3.6 (V) mm]			
Focal Length		2.8mm	4.5 mm	9 mm	
Maximum Aperture Ratio		1 : 1.3		1 : 1.2	
Angular Field of View	H	88.6°	58.7°	30.1°	
	V	68.6°	44.2°	22.5°	
Focusing Range		Adjusted by Camera			
Mount		CS-mount, 1"-32UN			
Filter Size		None			
Ambient Operating Temperature		-30°C - +60°C (-22°F - +140°F)			
Dimensions		Ø52 x 31.8 mm (Ø2-1/16" x 1-1/4")			
Weight		45g (0.1 lbs.)	45g (0.1 lbs.)	40g (0.1 lbs.)	

Dimensions and weight indicated are approximate.
Specifications are subject to change without notice.

Addendum

This lens is adaptable to B/W CCTV camera, and colour CCTV camera shown below.

Serial No.	75*****	76*****	77*****	78*****	79*****	7X*****	7Y*****	7Z*****	81*****	82*****
Model	No		Yes							
WV-CP120 series WV-CP220 series WV-CP410 series WV-CP610 series	No		Yes							
WV-CP150 series WV-CP450 series WV-CP650 series WV-CPR650 series			Yes							

Panasonic

Video Imaging Systems Company

A Division of Panasonic Broadcast & Television Systems Company
A Unit of Matsushita Electric Corporation of America

Executive Office: One Panasonic Way 3E-7, Secaucus, New Jersey 07094

Regional Offices:

Northeast: 43 Hartz Way, Secaucus, NJ 07094 (201) 348-7303
Southeast: 1225 Northbrook Parkway, Suite 1-160, Suwanee, GA 30174 (770) 338-6836
Midwest: 1707 North Randall Road, Elgin, IL 60123 (847) 468-5200
Southwest: 8105 Beltsline Rd./Ste. 100 Irving, TX 75063 (214) 915-1333
Western: 6550 Katella Ave., Cypress, CA 90630 (714) 373-7265

PANASONIC CANADA INC.

5770 Ambler Drive, Mississauga, Ontario, L4W 2T3 Canada (905) 624-5010

PANASONIC SALES COMPANY

DIVISION OF MATSUSHITA ELECTRIC OF PUERTO RICO, INC.

San Gabriel Industrial Park, 65th Infantry Ave. KM. 9.5 Carolina, P.R. 00630 (809)750-4300